


My Community

Lesson Eight



What did I learn last class?

- Sounds: s (/z/ fries)
- Directions: left, right, straight, back
- Following directions
- Reading focus: Oral Prediction



Reviewing Homework

Complete the worksheet.

Write directions on how to get to school from your house!

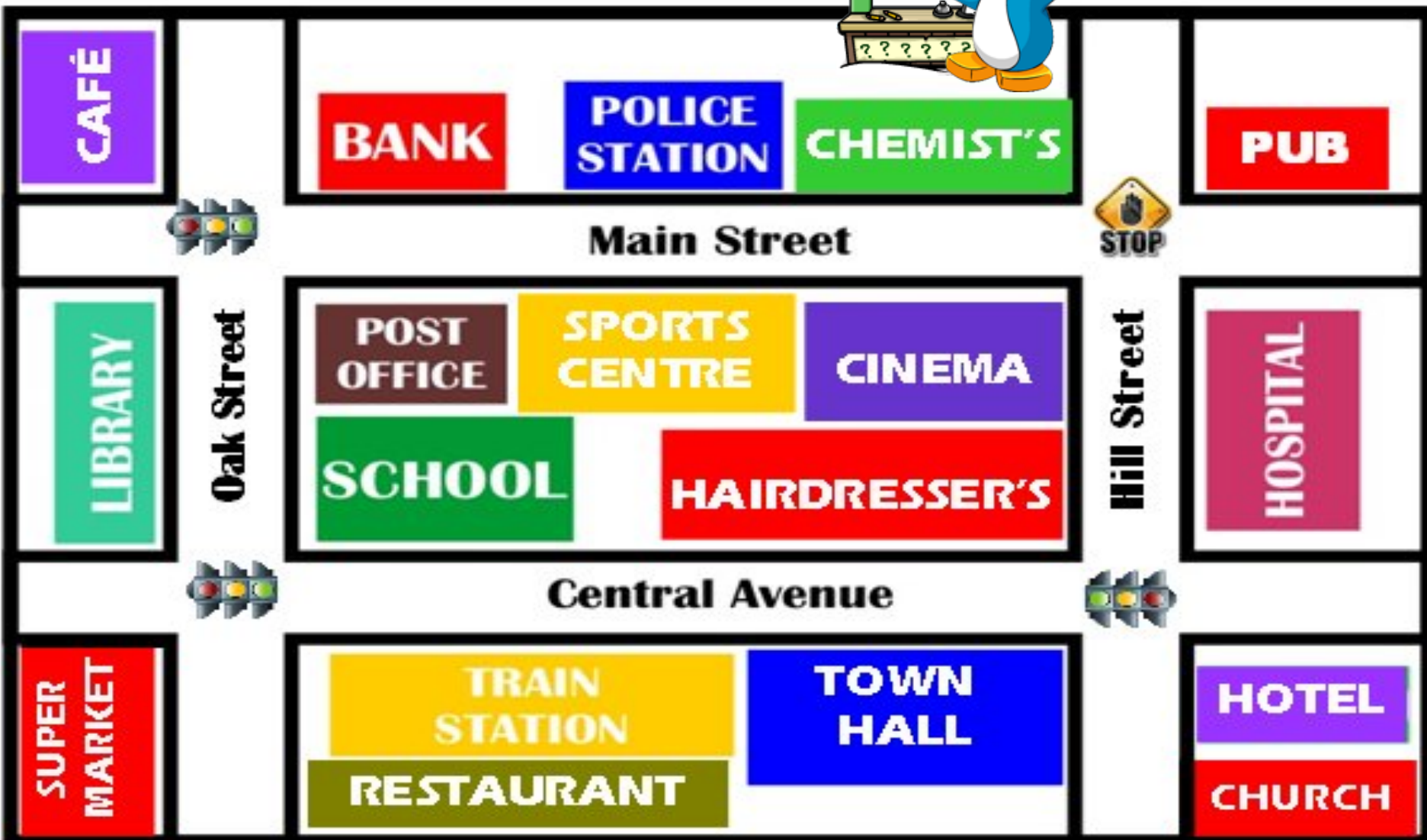


Learning Goals

- Reviewing sounds of the letter 's' (/z/) and 'al'
- Reading maps: Locate information on a map
- Reviewing Directions: north, south, east, west, left, right, straight, back



Today, we are going on a trip!
Describe how you would
get to the train station from
here!



Reviewing Directions

We use words that indicate direction to tell someone where something is.
Examples of words that indicate direction are: left, right, straight and back




Using direction words,
describe where the cinema is.
(left, right, straight, back)



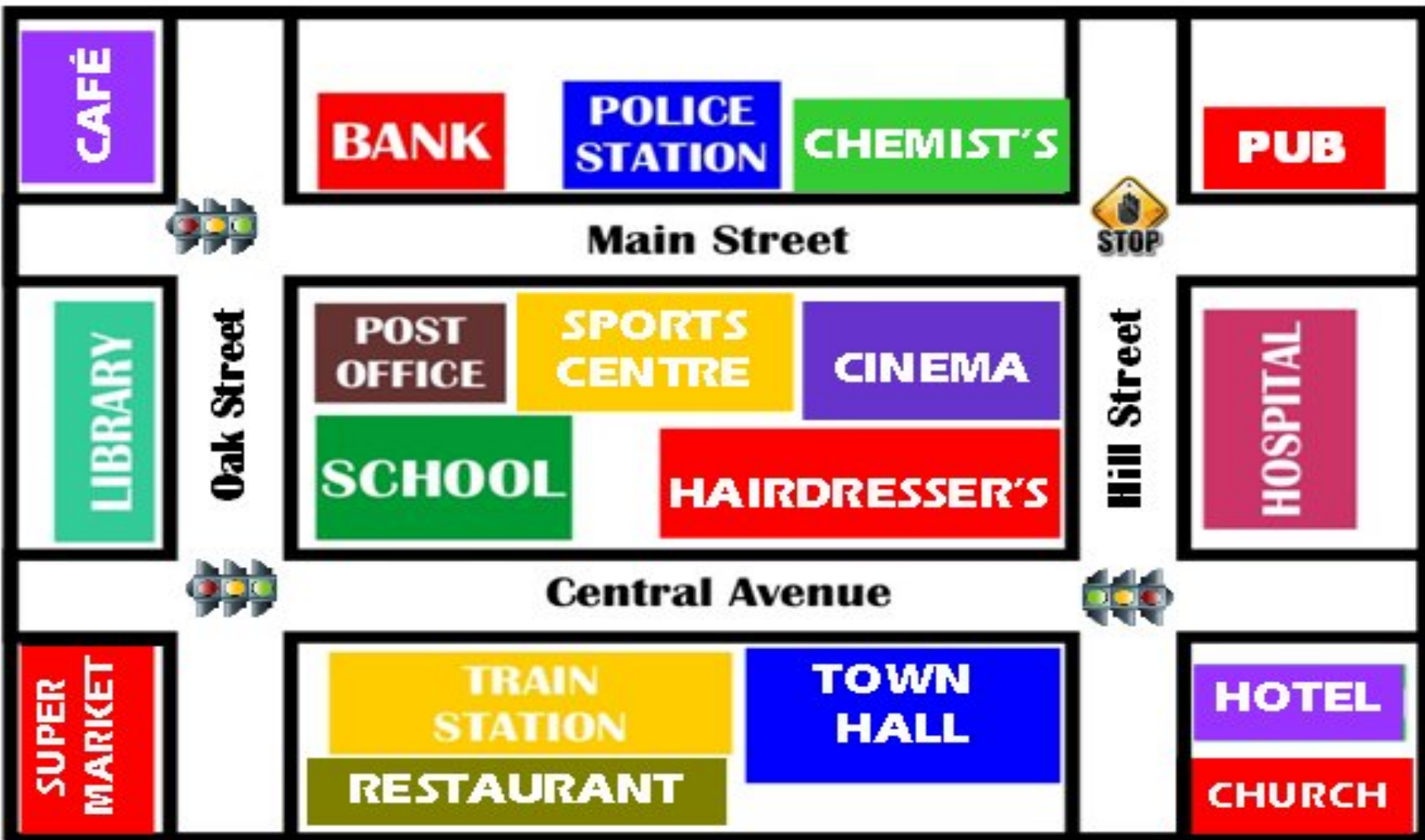

Reviewing Directions

Other words we use to indicate direction are: north, south, east and west.

On a map, a compass shows where each direction faces



Using the compass, explain where the library is on the map.



Follow That Map!

A First Book of Mapping Skills



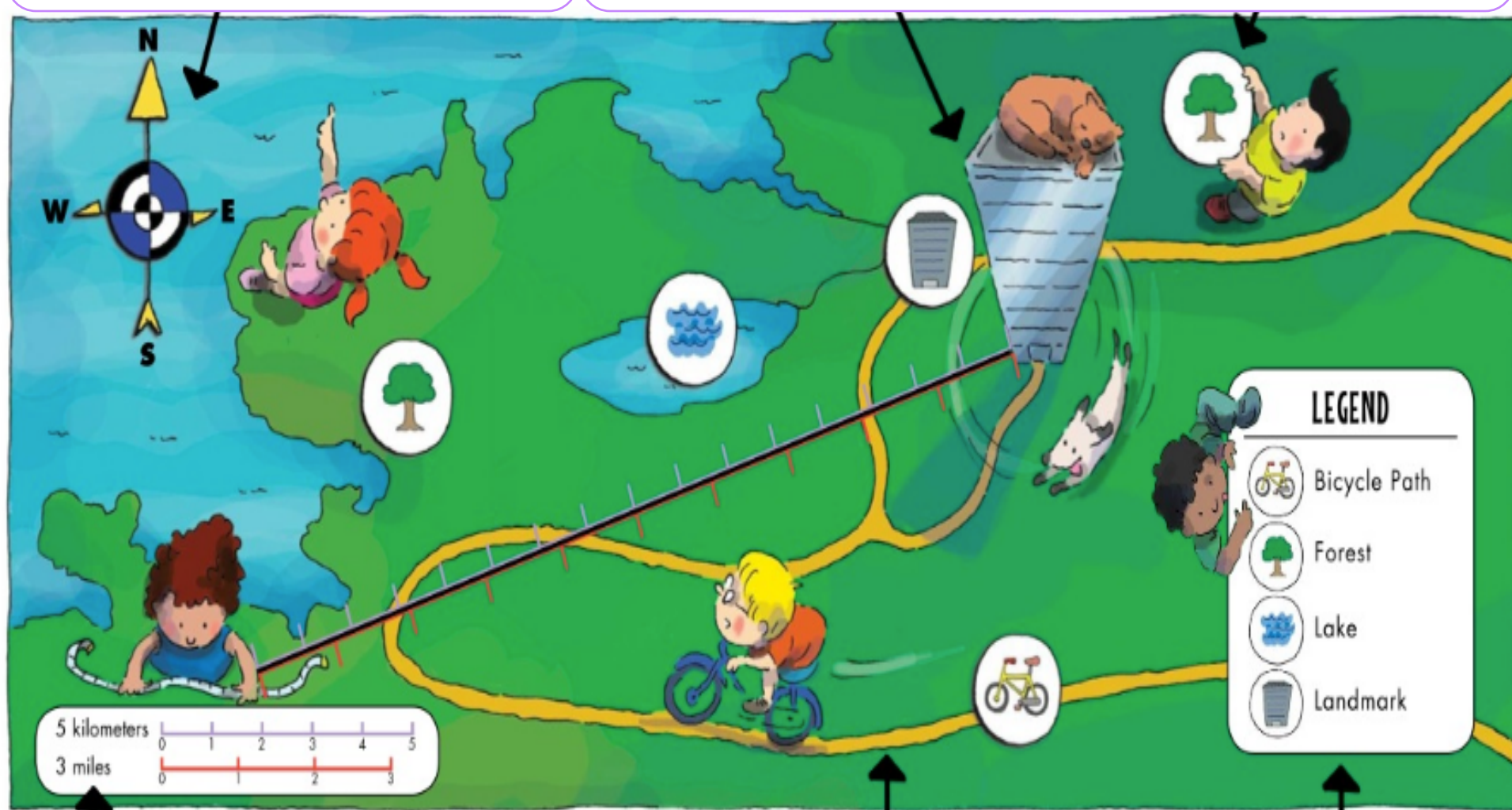
Getting Started

Do you know how to find a hidden treasure? Do you know how far your house is from the candy store? Do you know the way to your favorite ride at the amusement park? It's easy! Join the friends below and follow that map!



A compass shows north, south, east and west and will always point north.

A landmark is something easy to find, like a tall building and a symbol tells you what you are looking at!



A scale bar measures distance

Some maps show paths and roads


This is a legend that explains all the symbols

One Sunny Day ...

Sally and her friends are playing in her backyard. Pedro notices that Sally's dog, Max, and her cat, Ollie, are missing.

Where have Max and Ollie gone?
The five friends decide to find out!





Where should we start?

We'll need some maps!

I have to be home for dinner!

Don't worry. We have lots of time.

First Stop ...

Yulee has an idea! Maybe Max and Ollie are visiting their favorite places in the neighborhood. The children spread out and start their search.

Can you find the symbol for the park on the legend and on the map?





Sally's House

Follow That Trail ...

Sally thinks going to the park next is a good idea. She takes Max for walks in the park every day. The children will follow the route from start to finish.

Keep your eyes open. Somebody is going the wrong way. Who is it?





In the City ...

No luck on the trail. Yulee suggests going to the city zoo. Maybe Max and Ollie are visiting the animals.

Martin is getting close to the zoo. Which direction is he running?





 Airport	 Stadium
 Highway	 Subway
 Hospital	 Zoo

Off to the Country ...

Still no sign of Max and Ollie. Pedro has a hunch. Maybe they have left town. The children leave the city and search the countryside.

How far is Martin from the tractor?
(Hint: Measure from the tip of Martin's nose to the big wheel on the tractor.)





City



Farmland



Forest



Lake



5 km

0 1 2 3 4 5

3 miles

0 1 2 3

Hot, Cold, Wet, Dry ...

Look out! The weather is changing. Good thing Martin brought an umbrella. The children hope that Max and Ollie aren't getting too wet.

What's the weather like where Max and Ollie are?





LEGEND

-  Cloudy
-  Lightning
-  Rainy
-  Sunny

X Marks the Spot ...

Once the weather clears and the children are all dried off, Nick suggests a boat ride to the mysterious island. Sally finds a treasure map, but the children don't find Max and Ollie.

Follow the friends to their big surprise!





Go 7 steps east.
Cross Serpent
Bridge. Jump on 8
stepping stones, but
STOP before
Alligator Beach.
Go south to find
the treasure.
X marks the spot!

Home Again ...

Dinner time! The adventure is over for today. But where are Max and Ollie? There they are, sleeping under the big tree. Have they been there all afternoon?





Can you remember what
the important parts of a
map are?

What did I just learn?

- Reading maps: Locate information on a map
- Reviewing Directions: north, south, east, west, left, right, straight, back




Phonics! Reviewing 's' and 'al'




Review: 'S' can sound like 'Z'

The 's' sound can sound like the letter 'z'
This sound is formed by the letters 'ies'
like in the word fries or ties !



Review: 'al'

Practice saying the sounds 'al' like in alligator



Fill in the correct word!



Which 's' word do you see in
the image below?



Which 'al' word do you see in
the image below?




Which 'al' word do you see in
the image below?



animals

Fill in the correct word!



F_i_s





Cr_e_



Complete the sentences with the correct
's' or 'al' word

1. The fly _____ around the house all day.
2. When I broke my leg, I went to the _____.
3. I prefer to eat rice instead of _____.
4. Women usually wear dresses and men usually wear _____ to nice events.
5. The airplane _____ very fast!
6. She works at the _____ hospital and takes care of the sick baby pets.



What did I learn today?

- Reviewing sounds of the letter 's' (/z/) and 'al'
- Reading maps: Locate information on a map
- Reviewing Directions: north, south, east, west, left, right, straight, back



Homework

Complete the worksheet.

Write down steps you would take if you got lost and could not find your family or friends.



Before we go . . .

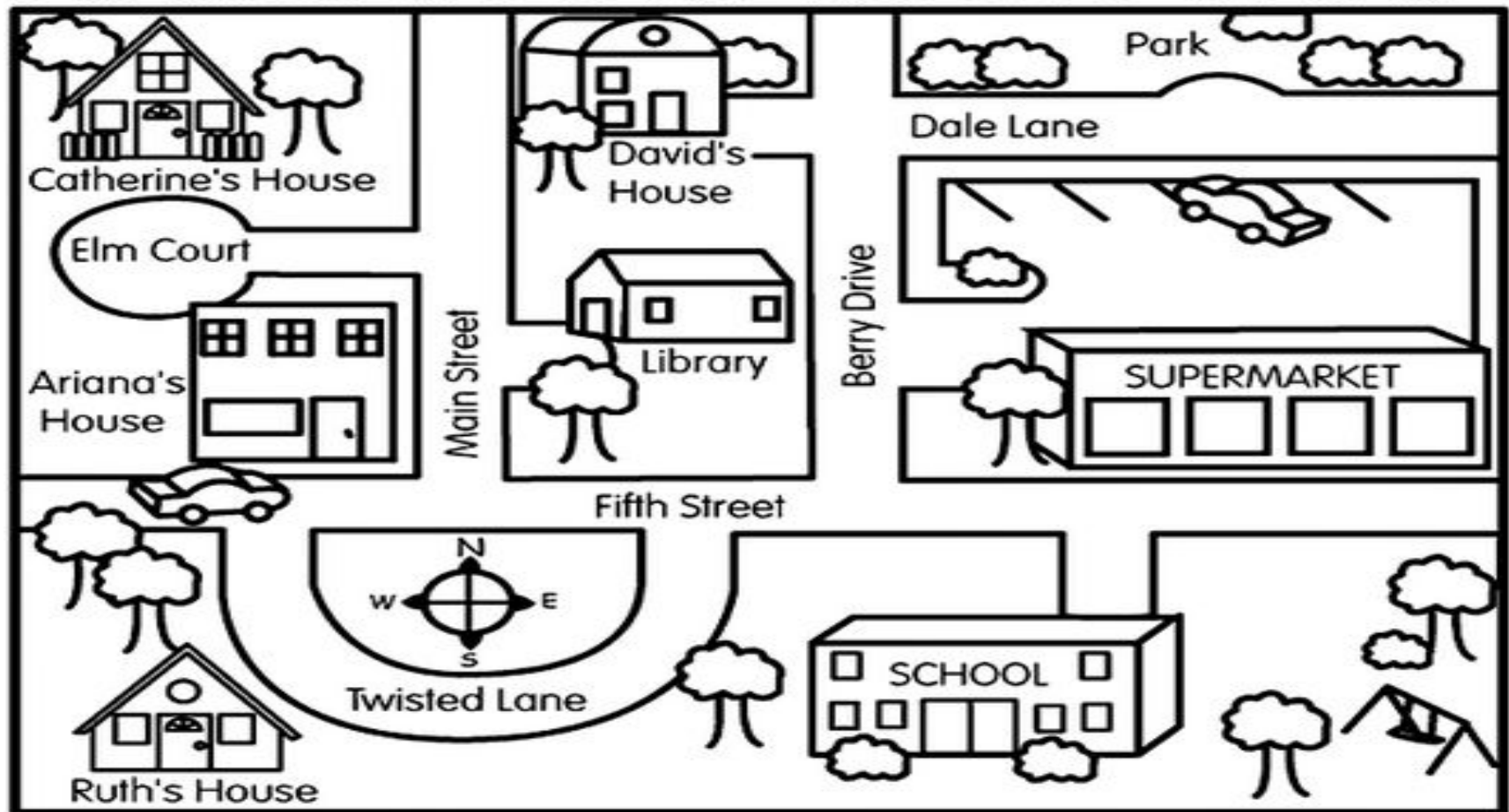
Do you have any questions?
Do you understand the homework?

Thank you for an excellent lesson!



Describe how to get to David's house from the park

NEIGHBORHOOD MAP



Describe how to get to school from Ruth's house

NEIGHBORHOOD MAP

